

Enjoy Simple and Hassle-free EMIs ✨

With EMI, you can now break down the cost of your desired Transcend language pack into easy-to-manage monthly payments. Choose a payment plan that suits your budget and invest in the most important asset of all – YOURSELF – without straining your finances.

Step-by-Step Guide ✨

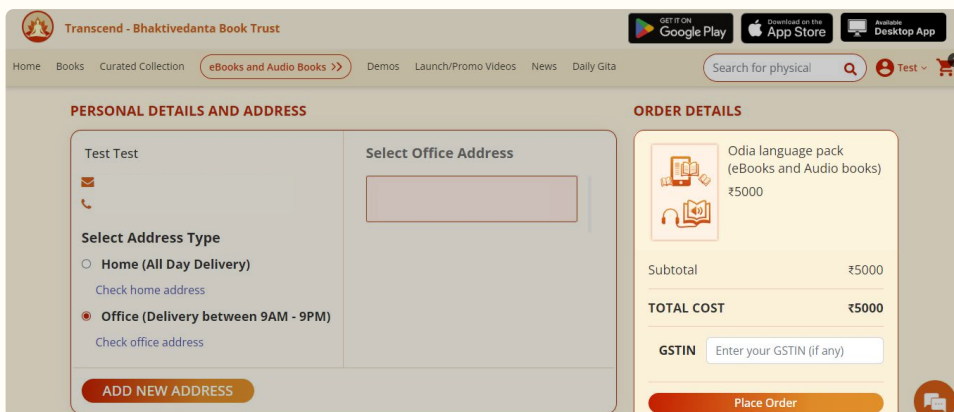
✔ Start as Usual

- Go to transcendstore.com, log in, and add your desired language packs to the cart.
- Review your order, click Checkout. (This usual process is quick and easy.)



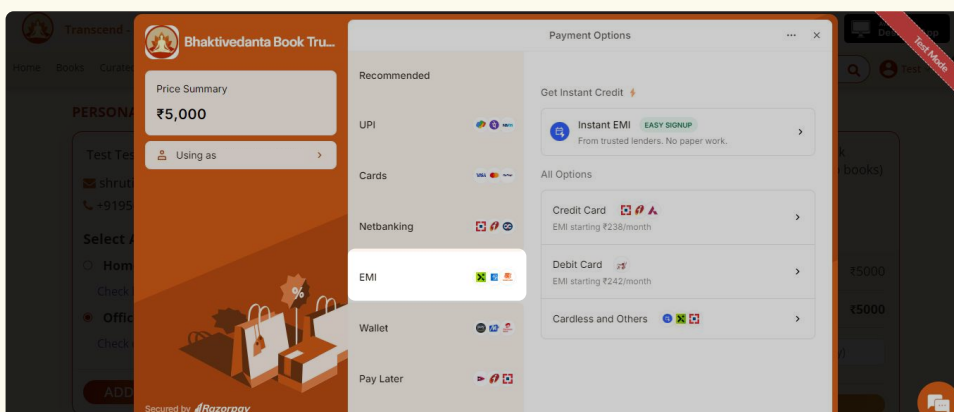
View Order Details

The personal details you entered during sign-up will be prepopulated here for your convenience. You can also review your order details here.



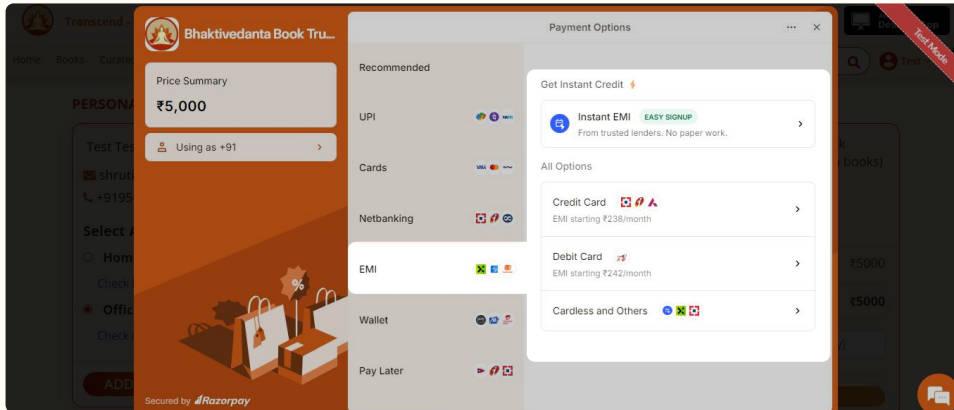
Choose Payment Option

You will be redirected to the Payment Gateway. Choose EMI from the available payment options (UPI, cards, Netbanking, etc.)



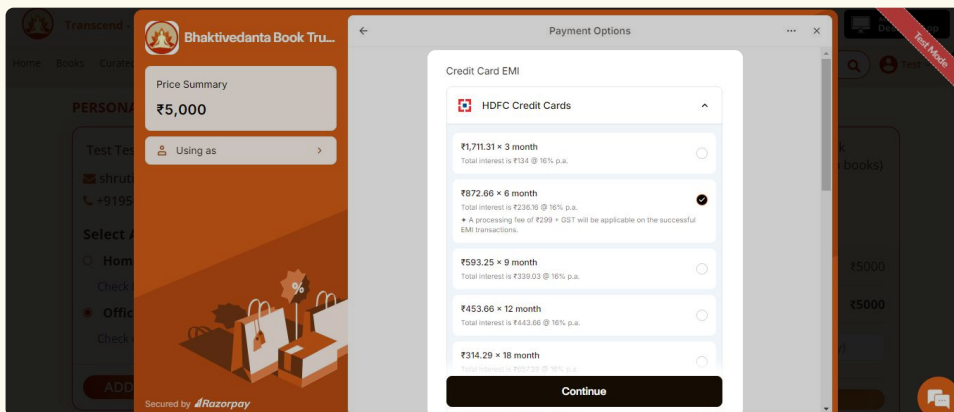
★ Select EMI Type

After selecting EMI, you'll see various options like Instant EMI, Credit Card EMI, Debit Card EMI, and more. Choose the option that best suits your preference



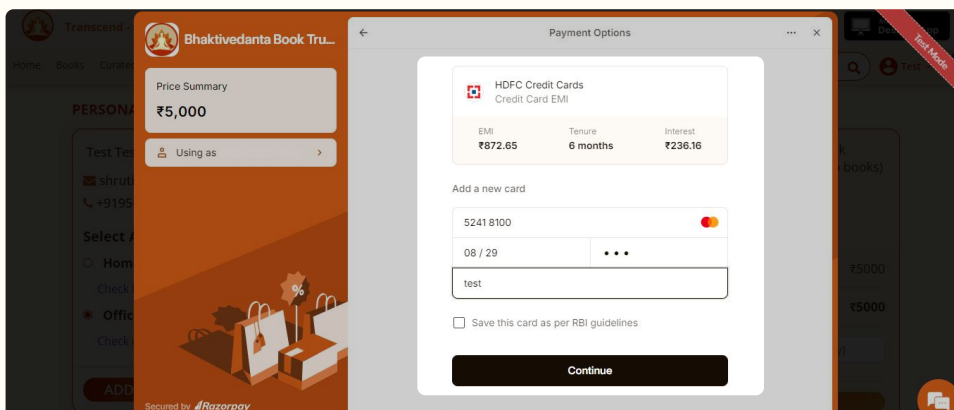
★ Choose Your EMI Plan

You will be prompted to select your preferred EMI plan. Choose one that fits your budget and click Continue.



★ Enter Card Details

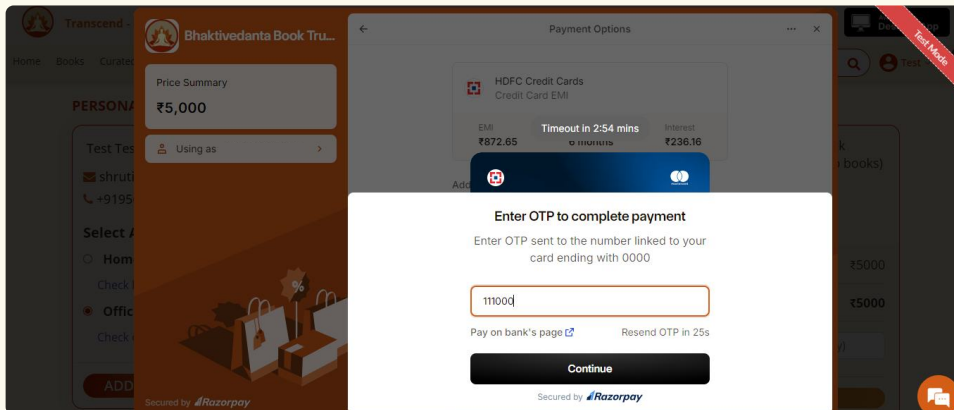
Enter your card details as prompted and click Continue





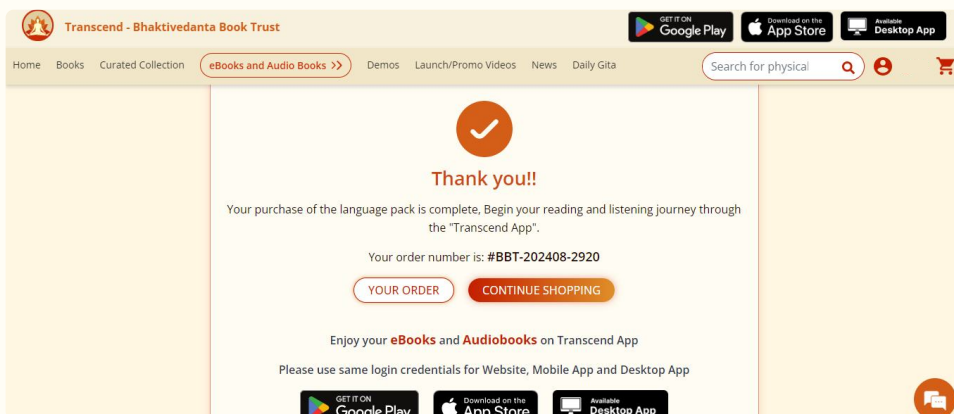
Verify with OTP

Your bank will send an OTP (One-Time Password) to your registered mobile number. Enter the OTP for verification



Congratulations

After successful OTP verification, you'll be directed to the Thank You page. Congratulations! You've successfully purchased your language packs using EMI.



If you still have queries, please reach out to us via chat at transcendstore.com or email us at support@transcendstore.com

Start today and invest in a brighter, more enlightened future.

let's Transcend to a higher life. ✨

